

# Key financial figures for 2016

## SELECTED BALANCE SHEET FIGURES

In CHF billions

	31.12.2015	31.03.2016	30.06.2016	30.09.2016	31.12.2016
Banknotes in circulation	72.9	71.5	71.8	72.7	78.1
Sight deposits of domestic banks	402.3	421.4	431.5	453.5	468.2
Sight deposits of foreign banks and institutions	25.6	22.0	33.6	20.0	24.6
Other sight liabilities	30.2	34.4	30.0	32.3	30.0
Claims from Swiss franc repo transactions	–	–	–	–	–
Liabilities from Swiss franc repo transactions	–	–	–	–	–
SNB debt certificates in Swiss francs	–	–	–	–	–
Gold holdings	35.5	39.6	43.1	42.9	39.4
Foreign currency investments	593.2	595.4	635.3	666.2	696.1
Of which, in euros	254.6	251.9	267.2	285.0	309.3
Of which, in US dollars	193.5	198.1	212.7	221.9	231.5
Provisions for currency reserves <sup>1</sup>	56.8	56.8	58.1	58.1	58.1
Distribution reserve <sup>2</sup>	27.5	27.5	1.9	1.9	1.9

1 The allocation to the provisions for currency reserves forms part of the profit appropriation. For 2016, it amounts to CHF 4.6 billion (cf. p. 161).

2 The distribution reserve changes as part of the profit appropriation. After the profit appropriation for 2016, it will amount to CHF 20.0 billion (cf. p. 161).

## SELECTED FIGURES FROM INCOME STATEMENT

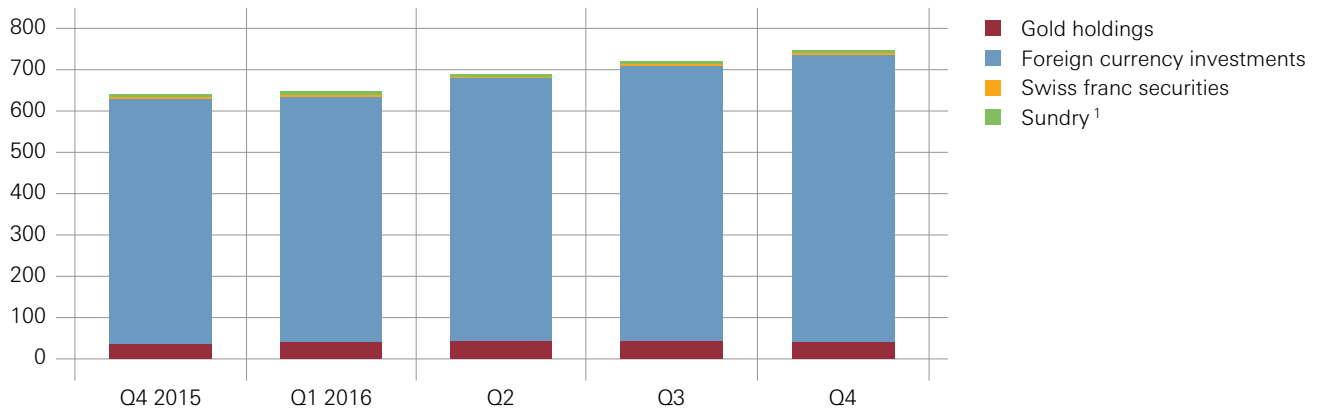
In CHF billions

	Q1 2016	Q2 2016	Q3 2016	Q4 2016	Year 2016
Result for period <sup>1</sup>	5.7	15.6	7.4	–4.2	24.5
Of which, net result from gold	4.1	3.4	–0.1	–3.5	3.9
Of which, net result from foreign currency positions	1.2	11.8	7.3	–0.9	19.4

1 For appropriation of profit, cf. p. 160.

## ASSETS AT END OF QUARTER

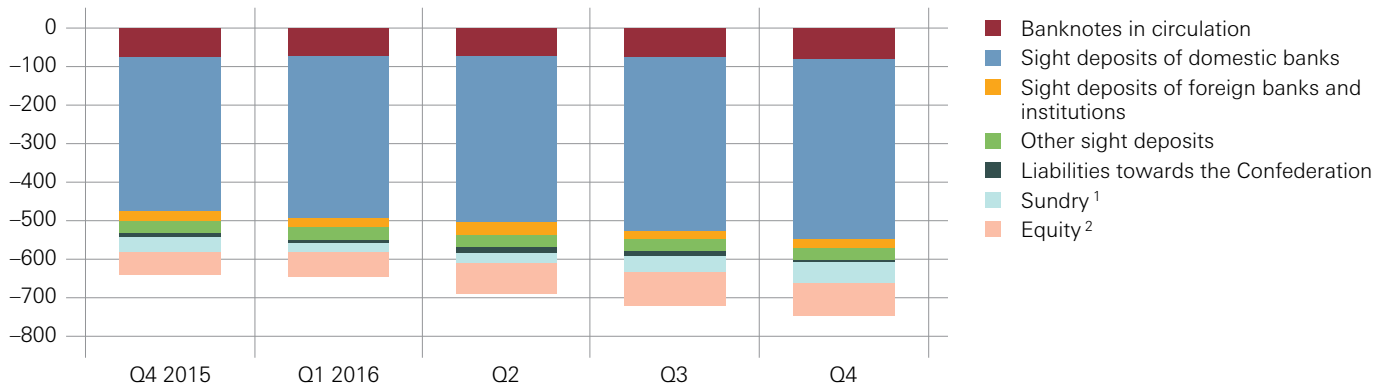
In CHF billions



1 Reserve position in the IMF, international payment instruments, monetary assistance loans, tangible assets, participations, other assets.  
Source: SNB

## LIABILITIES AT END OF QUARTER

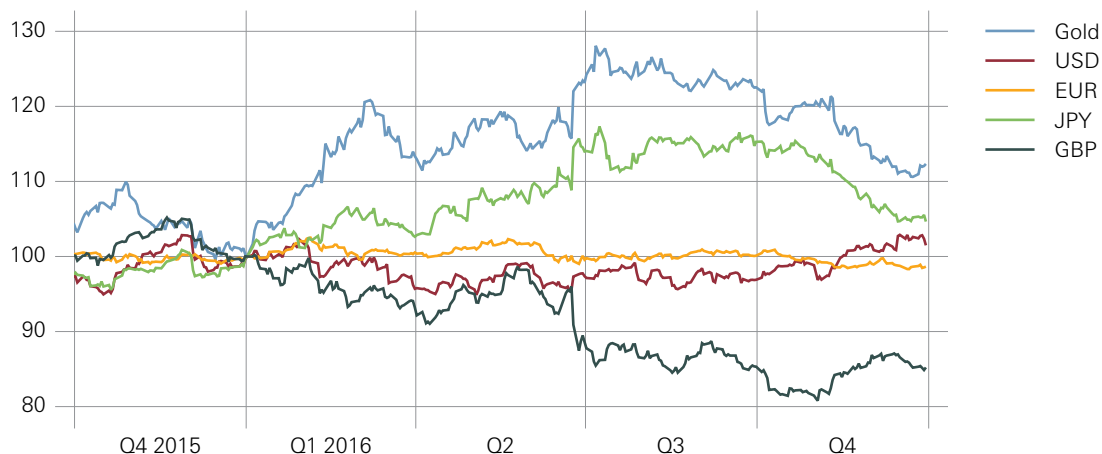
In CHF billions



1 Foreign currency liabilities, counterpart of SDRs allocated by the IMF, other liabilities.  
2 Provisions for currency reserves, share capital, distribution reserve (before appropriation of profit), annual result.  
Source: SNB

## EXCHANGE RATES AND GOLD PRICE IN SWISS FRANCES

Index: 1 January 2016 = 100



Source: SNB