

# Key figures for the 2014 financial year

## SELECTED BALANCE SHEET FIGURES (QUARTERLY)

In CHF billions

	31.12.2014	30.09.2014	30.06.2014	31.03.2014	31.12.2013
Banknotes in circulation	67.6	62.9	62.8	62.4	65.8
Sight deposits of domestic banks	328.0	307.5	302.0	311.9	317.1
Other sight deposits <sup>1</sup>	50.6	49.1	49.5	48.3	36.3
Claims from Swiss franc repo transactions	-	-	-	-	-
Liabilities from Swiss franc repo transactions	-	-	-	-	-
SNB debt certificates in Swiss francs	-	-	-	-	-
Gold holdings and claims from gold transactions	39.6	38.9	39.1	38.2	35.6
Foreign currency investments	510.1	471.5	457.2	445.5	443.3
Of which, in euros	236.4	210.3	214.0	213.1	218.1
Of which, in US dollars	147.2	136.1	120.6	117.1	114.8
Provisions for currency reserves <sup>2</sup>	54.8	54.8	54.8	51.8	51.8
Distribution reserve <sup>2</sup>	-6.8	-6.8	-6.8	5.3	5.3

1 Sight deposits of foreign banks and institutions, other sight liabilities (including sight deposits of domestic non-banks).

2 Year-end figures, before appropriation of profit in each case.

## SELECTED FIGURES FROM INCOME STATEMENT (QUARTERLY AND ANNUAL RESULTS)

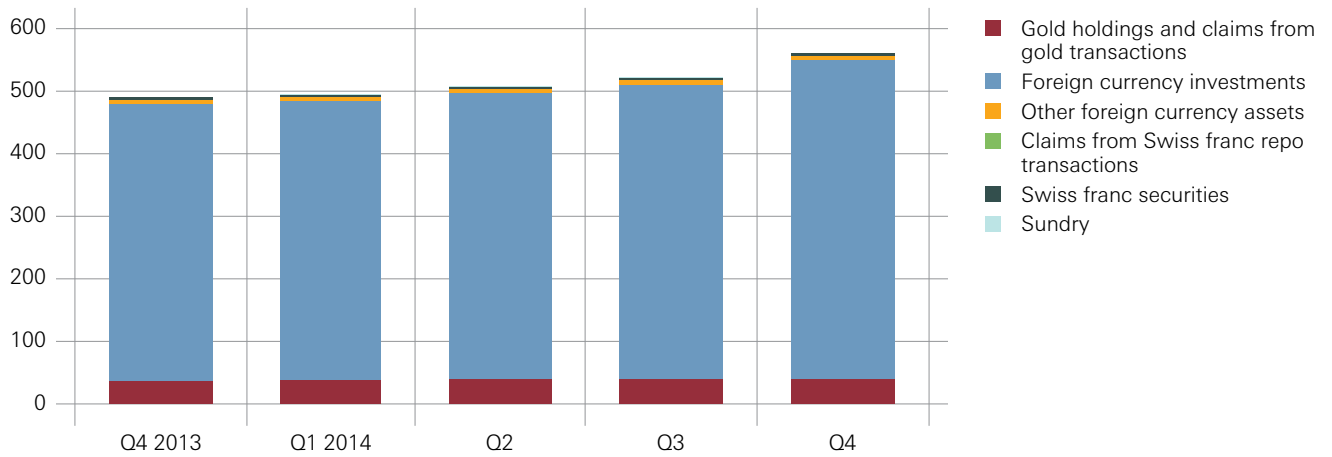
In CHF billions

	Year 2014	Q4 2014	Q3 2014	Q2 2014	Q1 2014
Result for period <sup>1</sup>	38.3	9.8	12.4	11.8	4.4
Of which, net result from gold	4.1	0.7	-0.2	0.9	2.6
Of which, net result from foreign currency positions	34.5	9.2	12.6	10.9	1.7

1 For appropriation of profit, cf. p. 152.

## ASSETS AT END OF QUARTER

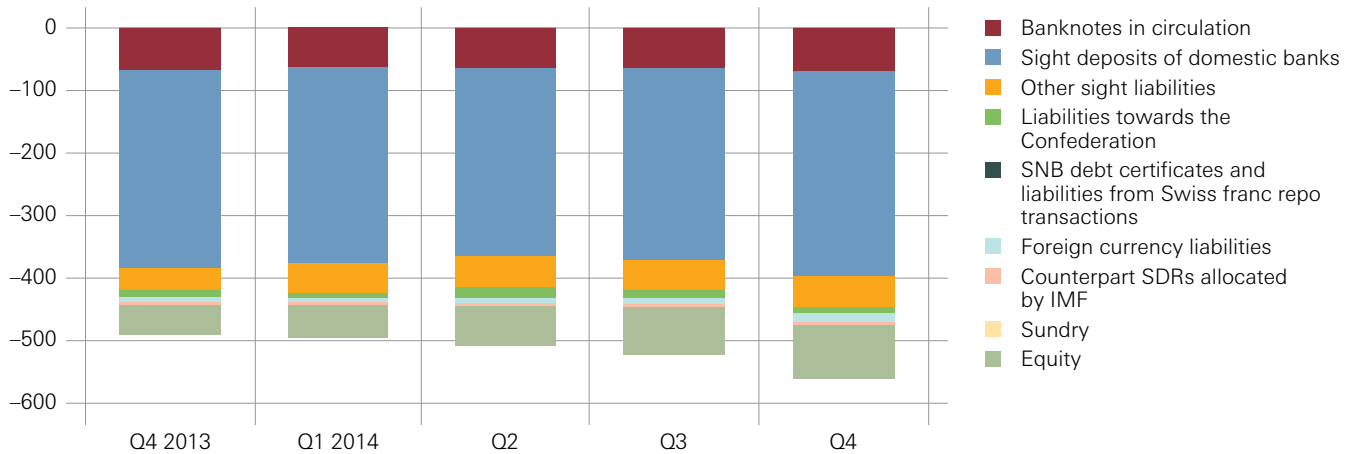
In CHF billions



Source: SNB

## LIABILITIES AT END OF QUARTER

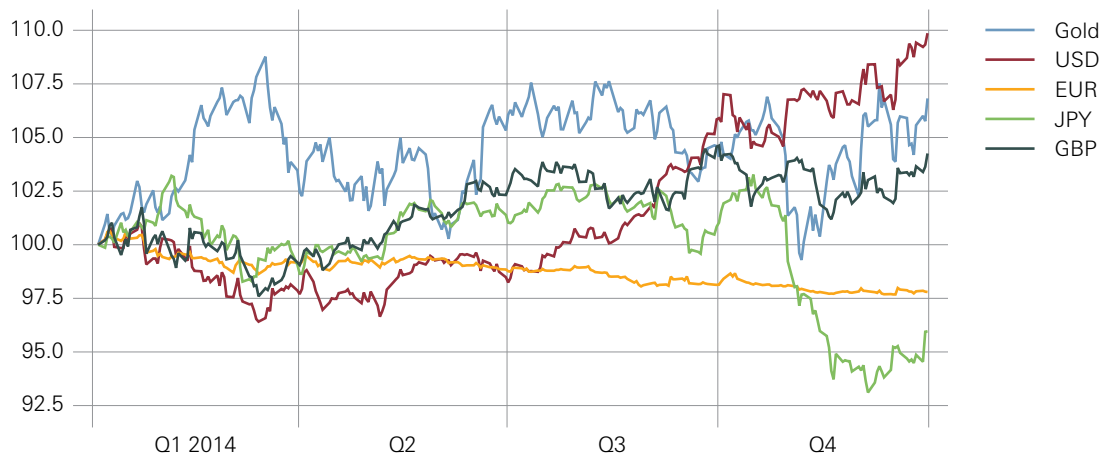
In CHF billions



Source: SNB

## EXCHANGE RATES AND GOLD PRICE IN SWISS FRANCS

Index: 1 January 2014 = 100



Source: SNB