


6


**The glittering number**

The number 100 is metal-coated and partially covered with ink. Hold the banknote like a sheet of paper you want to read. When you move the banknote, the number has a silvery glitter.



The personality on your banknote

**Remember this man's picture.**



The portrait on the front side of the 100 franc banknote shows Alberto Giacometti (1901–1966), one of the 20th century's most important sculptors. Giacometti made his reputation in the thirties, with sculptural works in the Surrealist style. But it was his later figures that brought him wider fame. The character-

istic Giacometti style first appeared in 1946: attenuated figures which seem almost massless and weightless. The female figures are seen frontally, with feet together, arms pressed to their sides and clump-like feet. The males are usually striding. The figures seem solitary and somehow far-off. In his work Giacometti was trying to render the complexity and the brimming experiences of reality. This is also apparent in his painting, which is highly expressive and stripped of all illusion.

The design elements on your banknote

**Get to know the sculptural side of your banknote.**

Back



© For the works of Giacometti, Netter and Scheidegger with ProLitteris, of Weiss with Rapho



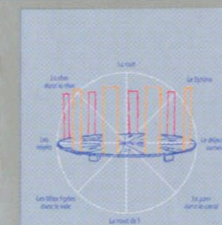
**"Lotar II" (1964)**

This bronze bust shows Giacometti's fascination with surfaces. They underwent a stark transformation under his fingers and modelling knife, giving many of his figures the appearance of bare rock. The unevenness of the texture creates an intensive play of light and shade.



**"Homme qui marche I" (1960)**

The walking man – shown here from four different perspectives – is one of Giacometti's best known figures. In it, the artist has captured a physical movement. For Giacometti, the natural equilibrium of the stride symbolizes man's own life-force.



**Time-space relationship**

This sketch stems from Giacometti's 1946 memoir: "Le Rêve, le Sphinx et la mort de T." Because the linear narrative style was inadequate to express his experience, Giacometti tried a sculptural solution: time is represented as a horizontal disc, the individual segments stand for various events. The panels at the edge tell the relevant stories.

**The new banknote.  
Easy to check.**



SCHWEIZERISCHE NATIONALBANK  
BANQUE NATIONALE SUISSE  
BANCA NAZIONALE SVIZZERA

# Why issue new banknotes?

In 1995 the Swiss National Bank began to emit a new series of banknotes. The new series is dedicated to six famous Swiss whose contributions to cultural life have brought them international recognition. Among them is the sculptor and painter Alberto Giacometti, whose portrait appears on the 100 franc banknote. It completes the new banknote series. We are pleased to introduce the new 100 franc banknote. Like the 200 and 1000 franc banknotes, it has an additional security feature. The six security features make it easy to check the authenticity of the banknotes. The Swiss National Bank provides its banknotes with these special security features to prevent counterfeiting. The rapid development of printing and copying technologies makes it necessary to update the security features used on the banknotes from time to time. The 100 franc banknotes currently in circulation remain valid and will gradually be replaced by the new 100 franc banknotes.

Swiss National Bank

The most important security features of your banknote

# Discover your banknote in six different ways.




Test your banknote to find out whether it is genuine

# Check the "100": it's all in there.

The 6 special security features on the new banknote are easy to find and to check. They are all on the front of the banknote and are concentrated on the denomination, the number 100. The features are positioned vertically one under the other. The most striking feature, the moving number, is situated in the middle of the banknote. Follow the arrows A, C, D, E and G on the left-hand side of the banknote and you will quickly find the other five features.

## 1

**The magic number**  
The number 100 is printed in a shimmering, transparent colour. Depending on how the light falls on the banknote, the number appears and disappears. Tilt the banknote slowly towards the light until you can see the number.



## 2

**The coloured number**  
The number 100 is clearly visible and its print is rough to the feel. If you rub the coloured number on a sheet of paper, it will leave distinct traces.



## 3


**The moving number**  
In the middle of the banknote the number 100 is seen on a special silver foil known as Kinegram®. Tilt the banknote back and forth. In the Kinegram® the moving number appears to rotate by 90 degrees and to become larger and smaller.



KINEGRAM® is a registered trademark.

## 4

**The perforated number**  
The number 100 is made up of very fine perforations, a feature known as microperf®. When held up to the light, the number 100 is seen as a perforated surface.



microperf® is a registered trademark.

## 5

**The chameleon number**  
The number 100 is printed with a special ink and changes colour depending on how the light falls on the banknote. Tilt the banknote slowly away from you or towards you: watch how the colour of the chameleon number changes.

