

# 10

The new 10-franc note

SCHWEIZERISCHE NATIONALBANK  
BANQUE NATIONALE SUISSE  
BANCA NAZIONALE SVIZZERA  
BANCA NAZIUNALA SVIZRA  
SWISS NATIONAL BANK





Les billets de banque  
sont protégés  
par le droit pénal.

Le banconote sono  
protette dal diritto  
penale.

IONALE SUISSE  
ONALE SVIZZERA

3007250

## New banknotes for Switzerland

---


The new 10-franc note has arrived. It is the third of six denominations in the new banknote series to be released. The remaining notes will be issued at half-yearly or yearly intervals.

The new notes ensure that the high security standards of Switzerland's banknotes are maintained and that the public is protected against counterfeits. The ninth series is both more modern and more secure than the previous generation.

This brochure introduces you to the look and feel of the new 10-franc note, showing you how it is designed and explaining its easily verifiable security features.

Each note in the new series depicts a typically Swiss characteristic, which is then illustrated graphically using a range of elements. After all, the inspiration behind the new banknote series is

'The many facets of Switzerland'



## The new banknote series explores ...

---

Discover the new banknotes and explore some of our country's many facets: organisational talent, creativity, wealth of experiences, humanitarian tradition, scientific expertise and communicative flair.

These six sides are exemplified in an array of design elements. The hand is a recurring image that is used in various forms throughout the series, illustrating the theme of each note.

... six sides of Switzerland

In the course of the series the globe rotates the full 360°...

---

... and Switzerland turns with it

The shimmering globe is another core element that appears on all banknotes of the series and reflects how Switzerland sees itself as part of an interconnected world. In the sequence of notes from 1000 francs to 10 francs, the earth rotates once on its axis and passes through one full day.



1000-franc note


200-franc note

100-franc note

50-franc note

20-franc note



10-franc note



## The many facets of Switzerland

---

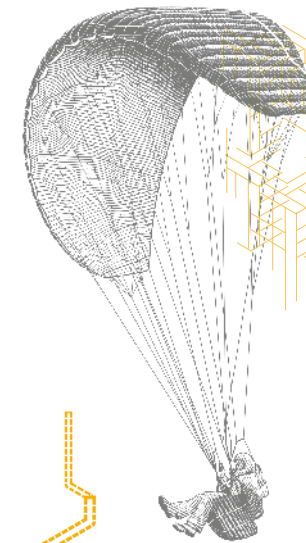

Each note depicts a particular side of Switzerland. Together, the six notes reflect the diversity of our country, which is known for its organisational prowess, for its vibrant cultural scene, for the wealth of experiences it offers, as well as for its humanitarian tradition and its track record as a research hub and place of dialogue.



## The new notes in detail

























---


Intricate illustrations capture the relevant Swiss characteristic on each banknote. The depiction of the watch's movement, for instance, symbolises the country's strong organisational talent, while the paraglider evokes the experience of flight.



# The new banknote series at a glance

Each banknote depicts a typically Swiss characteristic, which is then illustrated graphically using a key motif – time, light, wind, water, matter, language. Each characteristic is communicated via an action, a Swiss location and various graphic elements.

 <p>10-franc note</p>	 <p>20-franc note</p>	 <p>50-franc note</p>	 <p>100-franc note</p>	 <p>200-franc note</p>	 <p>1000-franc note</p>
<p><b>TIME</b></p>	<p><b>LIGHT</b></p>	<p><b>WIND</b></p>	<p><b>WATER</b></p>	<p><b>MATTER</b></p>	<p><b>LANGUAGE</b></p>
<p>Organisational talent</p>	<p>Creativity</p>	<p>Wealth of experiences</p>	<p>Humanitarian tradition</p>	<p>Scientific expertise</p>	<p>Communicative flair</p>
					
					
					



## Theme of the 10-franc note

---

The 10-franc note focuses on Switzerland's organisational prowess. Organisation goes hand in hand with a meticulous approach to time – the note's key motif. The notion of time is reflected in the watch's movement, and in the conductor's hand as it holds the baton and sets the tempo. The key motif is taken up again on the globe – in the form of time zones.

Tunnels form part of Switzerland's complex rail network, which runs smoothly thanks to good organisation and precise time-keeping. The Swiss rail network and its longest tunnels are depicted on the security strip.

There are many other design elements on the note, all of which illustrate its theme of organisation and its key motif, time.

Discover the note for yourself.





## Check if your note is genuine

The new banknotes meet Switzerland's traditionally high security standards for its currency. They have numerous security features – some new, some tried and tested.

All six denominations have the same security features. Using a range of technologies, they are incorporated into both the front and the back of the note's innovative, three-layer substrate (Durasafe®).

The new series offers a unique combination of complex security features and sophisticated design, making it difficult to counterfeit.

- |   |                     |    |  |    |                      |
|---|---------------------|----|--|----|----------------------|
| 1 | Globe test          | 6  | Microperf®                                 | 11 | Serial number        |
| 2 | Security strip test | 7  | Tactile elements for the visually impaired | 12 | Microtext            |
| 3 | Cross test          | 8  | Watermark                                  | 13 | Ultraviolet globe    |
| 4 | Triangle test       | 9  | Tilt effect                                | 14 | Ultraviolet fibres*  |
| 5 | Hand test           | 10 | See-through register                       | 15 | Infrared properties* |

\* Not shown (see descriptions overleaf)



Front

Back



### 1 GLOBE TEST

**On the front of the note, in the centre, is a depiction of a shimmering globe.**

- Tilt the note from left to right: a golden arc moves across the globe.



- Hold the note in front of you and tilt it backwards: the colour of the globe changes.



### 2 SECURITY STRIP TEST

**On the front of the note, in the bottom half, is a security strip.**

- Tilt the note from left to right: red and green numbers appear on four lines. On tilting, the numbers on these lines move in opposite directions.



- Hold the note in front of you: in silver, you will see a map of Switzerland, the Swiss rail network, a list of the longest railway tunnels, and the number 10.



- Slowly tilt the note backwards: the outline of Switzerland and the rail network appear in rainbow colours. In addition to this, little shining Swiss crosses are visible inside the number 10.

You can easily check if your note is genuine using these five security features.



### 3 CROSS TEST

**On the front of the note, top left, is a transparent Swiss cross (position A).**

- Hold the Swiss cross up to the light: it will turn into the Swiss flag.



### 4 TRIANGLE TEST

**On the back of the note, below the number 10, is a triangle containing a glittering security thread.**

- Hold the note up to the light: the security thread appears as a continuous line. The Swiss flag and the number 10 also appear at regular intervals along the thread.



### 5 HAND TEST


- Run your fingers over the hand, the number 10 or the bank's name: you will be able to feel the raised print.



- Rub any of these three elements onto a piece of light-coloured paper: they will leave behind traces of colour.

The notes have a number of other features to ensure its security and authenticity.

---



#### 6 MICROPERF®

On the front of the note (position D) is a perforated Swiss cross.

- Hold the note up to the light: the finely perforated Swiss cross appears especially clearly. The cross is made up of a grid of equidistant holes.



#### 7 TACTILE ELEMENTS FOR THE VISUALLY IMPAIRED

On the front of the note, along the long edges, are blocks of short, raised lines. The number of blocks varies for each denomination. The 10-franc note has one block on each side.

- Run your fingers along the edges of the note: the tactile lines can be clearly felt.



#### 8 WATERMARK

Two watermarks – the Swiss flag and the globe – are incorporated into the note (position E).


- Hold the note up to the light: on the left, you can see the outline of the Swiss flag and, on the right, the globe.



#### 9 TILT EFFECT

On the front of the note (position C), the Swiss cross is printed in such a way that it can only be seen from a particular angle.

- Hold the note in front of you and tilt it backwards: the Swiss cross stands out from the background.



#### 10 SEE-THROUGH REGISTER

On both sides of the note, an incomplete Swiss cross is printed in the lower section.

- Hold the note up to the light: a complete Swiss cross appears in outline.



#### 11 SERIAL NUMBER

An identical number, consisting of one letter and nine numbers, is printed on the back of the note in two places.

- Examine the back of the note: you will see that the serial number is printed in two places in different fonts.



#### 12 MICROTEXT

**On the front of the note (position B), inside the Swiss flag, you will find a piece of text written in the four national languages.**

- Examine the Swiss flag with a magnifying glass: you can make out the text in microlettering. Some of the text is in dark letters on a light background and some in light-coloured letters on a dark background.



#### 13 ULTRAVIOLET GLOBE

**On the front of the note, top right, is a globe which only becomes visible under ultraviolet light.**

- Examine the note under ultraviolet light: the globe will show up brightly, while the background remains dull in contrast.



#### 14 ULTRAVIOLET FIBRES

**The paper on both sides of the note contains flecks which only become visible under ultraviolet light.**

- Examine the note under ultraviolet light: all over the note you will see flecks light up in different colours.



#### 15 INFRARED PROPERTIES

**Both sides of the note have infrared properties.**

- Examine the note with an infrared camera: the appearance changes, with certain elements turning monochrome and others disappearing altogether.





✚ A Swiss National Bank guide  
© Swiss National Bank 2017  
Find out more at [www.snb.ch/10](http://www.snb.ch/10)