

The personality on your banknote

## Remember this woman's picture.



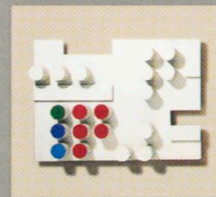
The portrait on the front of the 50 franc note shows Sophie Taeuber-Arp (1889–1943), one of the outstanding abstract artists of this century. Her work includes painting, textiles, sculptures and reliefs. Dance and theatre were also among the artist's favoured media of expression. Circular,

line and rectangular compositions, as well as the famous "Dada heads", are typical of this work, as shown on the back of the note. Sophie Taeuber-Arp, who spearheaded new artistic movements, is one of the key figures in modern art.

The works of art on your banknote


## Get to know the works of modern art figuring on your banknote.

Back



### «Relief rectangulaire» 1936

Sophie Taeuber-Arp is considered to be the creator of this type of relief. This work influenced an entire era of art history.



### «Tête Dada» 1919

This painted wooden head, an early example of Sophie Taeuber-Arp's work during the period of the Zurich Dada movement, is a portrait of Hans Arp, who later became her husband.



### Composition «Aubette» 1927

This composition, a product of her involvement in decorating the rooms of the «Café Aubette» in Strasbourg, is a seminal early work of geometric-constructivist art.



### «Lignes ouvertes» 1939

This piece, from the last comprehensive group of works, is concerned with linearities and their interrelations, with surfaces and space, reflecting Sophie Taeuber-Arp's early involvement in the art of dance.

## The new banknote. Easy to check.



SCHWEIZERISCHE NATIONALBANK  
BANQUE NATIONALE SUISSE  
BANCA NAZIONALE SVIZZERA +

# Why issue new banknotes?

Counterfeiters have been around ever since money was first used. In order to prevent forgery of its banknotes, the Swiss National Bank provides them with special security features.

The rapid development of printing and copying technologies, however, makes it necessary to update the security features used on the banknotes from time to time and thus to change the notes' appearance. That is why the Swiss National Bank is issuing a completely new series of banknotes. The notes currently in circulation remain valid and will be gradually replaced by the new banknotes.

This leaflet presents the first note of the new series and describes its most important security features. It also explains a few simple methods of verifying the genuineness of the note.

The new series is dedicated to six famous Swiss whose contribution to cultural life extends beyond the borders of Switzerland. One of them is Sophie Taeuber-Arp, a distinguished artist to whom the new 50 franc note is dedicated.

Swiss National Bank

# Discover your banknote in five different ways.



# Check the "50": it's all in there.

The 5 special security features on the new banknote are easy to find and to check. They are all on the front of the note and are concentrated on the denomination, the number 50. The features are positioned vertically one under the other. The most striking feature, the moving number, is situated in the middle of the note. Follow the arrows marked A, C, E and G on the left-hand side of the note and you will quickly find the other four features.

# 1

**The magic number**  
The number 50 is printed in a shimmering, transparent colour. Depending on how the light falls on the note, the number appears and disappears. Tilt the note slowly towards the light until you can see the number.



# 2

**The coloured number**  
The number 50 is clearly visible and its print is rough to the feel. If you rub the coloured number on a sheet of paper, it will leave distinct traces.





# 3

**The moving number**  
In the middle of the note the number 50 is seen on special silver foils known as Kinegram®. Tilt the note back and forth. The moving number appears to move horizontally across the note.




# 4

**The chameleon number**  
The number 50 is printed with a special ink and changes colour depending on how the light falls on the note. Tilt the note slowly away from you or towards you: watch how the colour of the chameleon number changes.



# 5

**The glittering number**  
The number 50 is metal-coated and partially covered with ink. Hold the note like a sheet of paper you want to read. When you move the note, the number has a silvery glitter.



KINEGRAM® is a registered trademark.